



RIDE Rhode Island
Department
of Education



Preparing for SurveyWorks

Survey Coordinator Training

January 2021

Agenda for Today's Session



RIDE Rhode Island
Department
of Education



- ✓ Objectives and Purpose
- ✓ What's New this Year
- ✓ Overview of the SurveyWorks Initiative
- ✓ Overview of Survey Administration
- ✓ Overview of Survey Results
- ✓ Next Steps for Survey Coordinators

Key Questions and Purpose

Today's Key Questions



RIDE Rhode Island
Department
of Education



All survey coordinators will be able to answer and explain details regarding the following key questions:

- Why are we administering SurveyWorks?
- What are the survey topics?
- How are we going to administer the survey?
- What will the survey results look like?
- What can I do with the data I receive?

SurveyWorks Overview



About Panorama

- A team of 180 educators, software developers, designers, and researchers in Boston
- An exclusive focus on helping K-12 schools and districts use data to improve student outcomes
- Panorama works with 11 state agencies, 900 districts and 12,000 schools in 48 states supporting over 10 million students



SurveyWorks Overview



Why are we taking this survey?	To provide educators with formative feedback data to impact classroom practice and school improvement
Who will be taking the survey?	<ul style="list-style-type: none">• Grade 3-12 students• Teachers and Support Professionals• Parents/guardians of students in all Rhode Island public schools, including schools that begin at Pre-K and K and Out-of-District Placements• Building Administrators
What is the survey about?	SurveyWorks asks students, teachers, support professionals, administrators, and parents about their experiences in their schools.
When will the survey be administered?	All surveys will be administered from January 19 – March 31
Where will the survey be administered?	In schools and homes across Rhode Island with surveys taken online

What's New?



RIDE Rhode Island
Department
of Education



Key Changes Made Over Time

- ***NEW For 2021* Family Survey at One Link:** To ensure the family survey is easily accessible, **all family survey links** will be available at **bit.ly/ridefamily**.
 - Families will choose their school from a **searchable** dropdown menu of schools.

- ***NEW For 2021* Cultural Awareness & Action:** Students, staff, and families will respond to a series of questions about discussing, and confronting issues of race, ethnicity, and culture.
- ***NEW For 2021* Learning Mode Demographic:** data across surveys will be disaggregated by how respondents spent the year (All online, mostly online, some online/some in-person, mostly in-person, all In-person)
- **Timeline:** All surveys will run during the same window: January 19 to March 31.
- **Accessibility:** Student and Family surveys are now available in Portuguese along with English and Spanish.

Your Leadership Role as a Site Coordinator



RIDE Rhode Island
Department
of Education



1. To share knowledge with staff about the SurveyWorks program: the purpose, the instruments, and next steps
2. To build excitement and help your schools lead a smooth survey administration
3. To help your school team use feedback as a tool for improving their practice

*Communicate questions and concerns to Peg Votta (surveyworks@ride.ri.gov) or
Panorama's support team (support+ride@panoramaed.com)*

The Survey Instruments

Panorama's Survey Topics



The surveys are focused on important topics that students, teachers, staff, and families are equipped to provide feedback on, including:

Teachers (114 questions)	Support Professionals (107 questions)	Building Administrators (96 questions)
Professional Learning School Climate Resources School Leadership	Resources School Leadership Educating All Students Roles and Responsibilities	Professional Learning School Climate Leadership School Resources
Grade 3-5 Students (58 questions) Grade 6-12 Students (76 questions)	Parents/Guardians (55 questions)	
School Safety School Climate Rigorous Expectations Teacher-Student Relationships	School Safety School Climate Family Support Family Engagement	

Example Questions



RIDE Rhode Island
Department
of Education



RIDE Rhode Island
Department
of Education



Perceptions of School

In this first section, please give us your opinions about this school in general so that we can better understand your experiences.

1. How excited are you about going to your classes?

Not at all
excited
☐

Slightly excited
☐

Somewhat excited
☐

Quite excited
☐

Extremely excited
☐

Clear

2. How interesting do you find the things you learn in your classes?

Not at all
interesting
☐

Slightly
interesting
☐

Somewhat
interesting
☐

Quite interesting
☐

Extremely
interesting
☐

Clear

Survey Administration

Key Administration Details



When will surveys be taken?

- There is one survey window during which all surveys will occur: January 19 to March 31.
- We encourage you to utilize a two week survey window to ensure surveys get completed but the survey window is open until the end of March and you can survey throughout it.

Who will be taking surveys?

- Students in grades 3-12
- All teachers and support professionals
- Building Administrators
- Parents/guardians of students in all Rhode Island public schools, including schools that begin at Pre-K and K and Out-of-District Placements
- This year, all **parents** will use the same survey link: **bit.ly/ridefamily** (live January 19)
- Parents will note if they are responding on behalf of a student with an IEP or not in Question 1 (below).

1. Are you responding on behalf of a student with an IEP?

Yes

No

Clear

Key Administration Details



RIDE Rhode Island
Department
of Education



How will surveys be taken?

- All surveys are available online.
- Survey-takers may use desktops, laptops, netbooks, Chromebooks, tablets and/or mobile devices to access the survey.
- Student and Family surveys are available in **English, Spanish, and Portuguese.**
- Accommodations can be used to assist students with disabilities.

Online Survey Taking



RIDE Rhode Island
Department
of Education







Welcome! Enter your access code here:

- Students, teachers, support professionals, families, and building administrators will go to:
surveys.panoramaed.com/ride
- Access codes are different by school site and by survey type except for the family survey (**bit.ly/ridefamily**)

Online Survey Taking: Access Codes







Welcome! Enter your access code here:

Survey	Format	Example (Sample school code: “01234”)
Students (Grades 3-5)	5-digit school code + “student35”	01234student35
Students (Grades 6-12)	5-digit school code + “student612”	01234student612
Teacher Survey	5-digit school code + “teacher”	01234teacher
Support Professional Survey	5-digit school code + “support”	01234support
Family Survey	bit.ly/ridefamily	bit.ly/ridefamily
Building Administrator Survey	5-digit school code + “ba”	01234ba



Online Survey Taking



RIDE Rhode Island
Department
of Education



Welcome! Enter your access code here:



Panorama Client

Welcome! Click "Start Surveys" to begin.

STUDENT SCHOOL CLIMATE SURVEY (0/1 completed)

Big Learners Elementary School

surveys.panoramaed.com/ride

Once the access code has been entered,
the respondent's appropriate school
name will appear

Frequently Asked Questions



RIDE Rhode Island
Department
of Education



Q: Our students are remote. How do we administer the survey to them?

- Please ensure surveys are administered when students are live with a teacher, if possible, rather than assigning as homework.
- Survey links can be chatted into Zoom/Google Classroom or posted on platforms (Blackboard/Seesaw) for students to more easily access.

Q: How much time should we budget for student surveys?

- We recommend budgeting 30 mins for survey taking for students.

Q: Are survey responses saved partway through the survey?

- Responses are only saved when the **blue submit button** is selected.

Q: I can't access a survey after I typed in the access code.

- Make sure all appropriate digits (including 0s) are entered and that access code is entered during the appropriate survey window (1/19-3/31 for all surveys).
- The case of the letters in an access code also matter; **01234TEACHER** will not work. **01234teacher** will work.

Frequently Asked Questions



RIDE Rhode Island
Department
of Education



Q: Who is a “support professional”?

- Support Professionals are part of [RIDE’s Support Professional Evaluation framework](#).
- This includes the following roles:
 - School Nurse Teachers, Social Workers, School Psychologists, School Counselors, Speech Language Pathologists, Library Media Specialists, Reading Specialists/Consultants, Math Specialists/Consultants, ESL Specialists/Consultants, Instructional Leaders

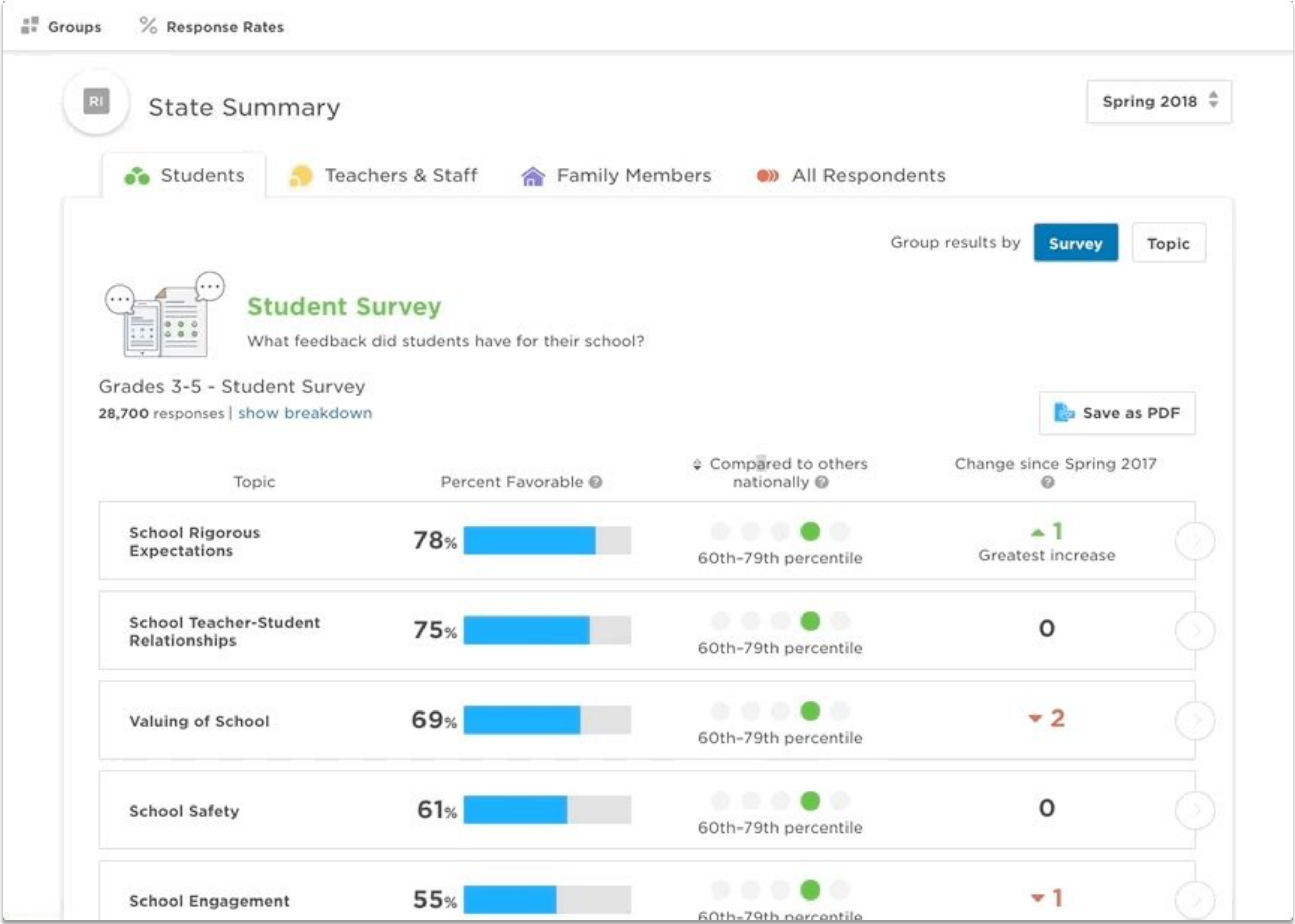
Q: Should adults complete the family survey once per student/school combination that they have?

- We encourage adults to complete a survey for each school that they have a child attending. This is so that we can be respectful of adults’ time.
- There are some circumstances where a different approach might make more sense:
 - In the circumstance where a parent has two children in the same school with drastically different experiences, they may complete two surveys.
 - In the circumstance where a parent has two children in the same school and one has an IEP, we’d encourage parents to submit two responses to capture the experience of those different experiences.

For any questions during the survey window, reach out to support+ride@panoramaed.com with your school name and district name, and your question.

Overview of Survey Results

Survey Results



- Results will be available in Late April / Early May
- Schools should use survey results to reflect on the 2020-21 school year and prepare for the upcoming year.
- If you have not yet explored previous years' survey data, visit surveyworks.ride.ri.gov

National Benchmarks



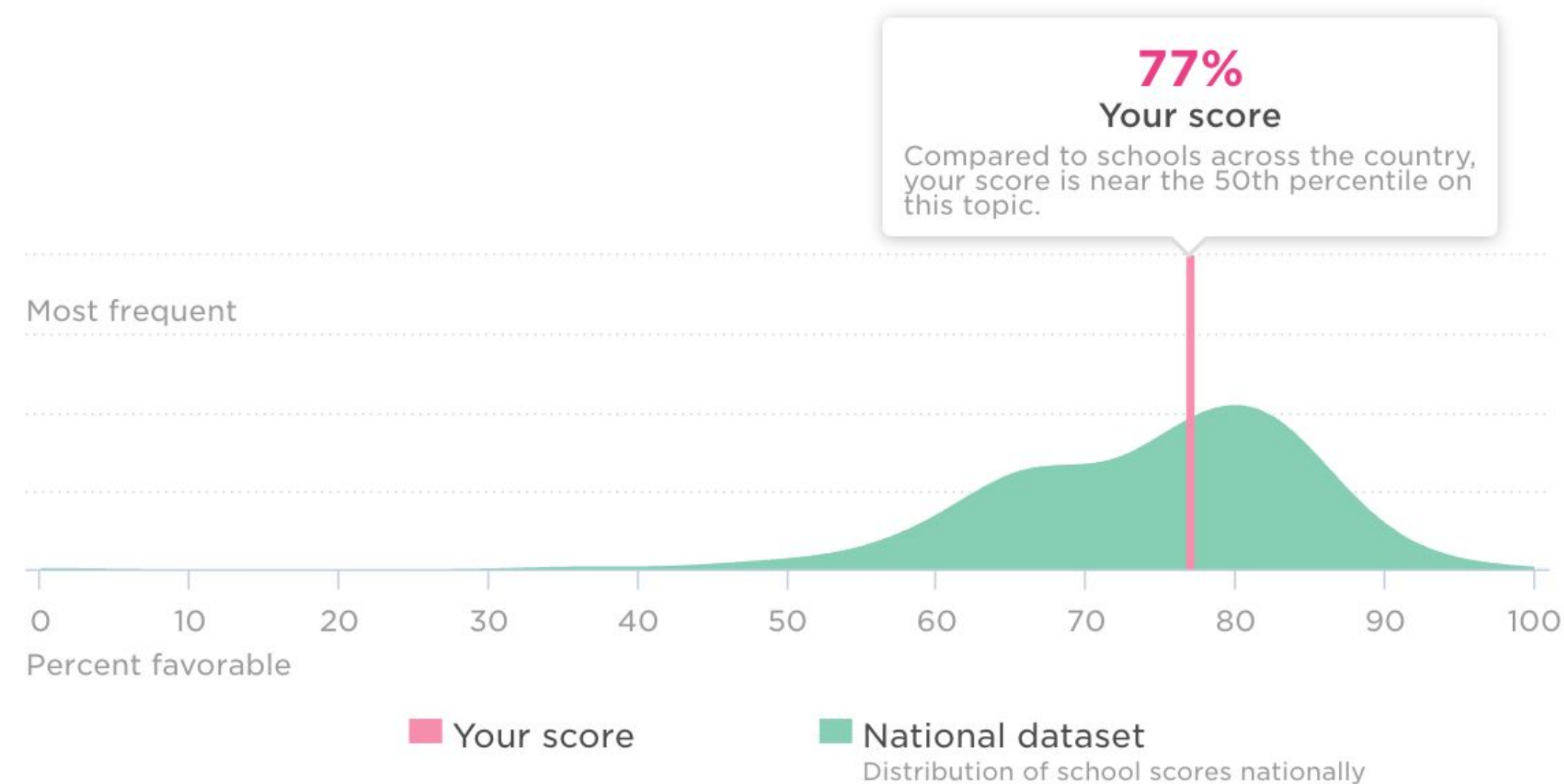
RIDE Rhode Island
Department
of Education



Explore this topic with Benchmarks ?

See how your score on Student Engagement relates to others. By viewing where others most frequently scored, you can better put your results in context.

Your score vs. National



- With Benchmarks, you can put your results in context by seeing how others scored in your district and across Panorama's national data set.
- National Benchmarks are available for select topics from Panorama's survey content.

Survey Results and Playbook



QUESTION ➤ On most days, how pleasant is your teacher's mood?	90 % responded favorably	▲ 1 from Spring 2016
QUESTION ➤ How fair or unfair are the rules in this class?	91 % responded favorably	▲ 0 from Spring 2016
QUESTION ➤ How often do students behave well in this class?	63 % responded favorably	▲ 2 from Spring 2016

Browse personalized strategies for acting on feedback data.

Share strategies that have worked in the classroom.

🔗 **PLAYBOOK** Strategies for Improving Classroom Environment

Point Out Positive Actions in the Classroom

Anne Claire Tejtel Nornhold

★★★★★

☆

Settle Disputes with Rock, Paper, Scissors

Amanda Mitchell

★★★★★

☆

Improve the Mood with a Mood Thermometer

Megan Jacobson

★★★★★

☆

Make Classroom Expectations Realistic

Sam Santos Thomas

★★★★★

☆

Visit Other Classrooms For Organization Insights

Sam Santos Thomas

★★★★★

☆

Engage the Senses for a Pleasant Environment

Anne Claire Tejtel Nornhold

★★★★★

☆

Next Steps

Next Steps



RIDE Rhode Island
Department
of Education



1. Determine when your school will administer surveys to various stakeholders in your school community.
2. Stay up-to-date on information and resources at the [SurveyWorks Resource Center](#).
3. Be on the lookout for your school's unique survey access codes from RIDE@panoramaed.com the week of January 11th.

Questions? Contact Peg Votta ([401-222-8412](tel:401-222-8412)) or Panorama's support team (support+ride@panoramaed.com)



RIDE Rhode Island
Department
of Education



Thank You

Questions?

Appendix

Purpose of SurveyWorks



RIDE Rhode Island
Department
of Education



The SurveyWorks Stakeholder Survey Initiative is an effort to gather information that will help improve the quality of schools across Rhode Island. The surveys capture and assess information that helps educators understand and act upon what students, teachers, support professionals, administrators, and parents say about the climate, culture, and learning environments in their schools.

Research-Backed Instruments



RIDE Rhode Island
Department
of Education



- Rhode Island will administer the Panorama Student Survey, Teacher/Staff Survey, Family Relationships Survey, and Building Administrator survey with some custom items developed by focus groups across Rhode Island.
- Surveys are developed by a research team at Harvard, led by Dr. Hunter Gehlbach and Dr. Karen Mapp.
- Each survey is tailored to the stakeholder group. The survey topics were selected by a broad cross-section of focus groups across Rhode Island, including teachers, school counselors, parents, and students.

Survey Content Development Process



- ❖ Panorama's surveys were developed by Dr. Hunter Gehlbach, formerly of Harvard's Graduate School of Education and currently at Johns Hopkins School of Education.
- ❖ The survey development process followed survey design best practices to ensure validity and reliability.

Measure Twice, Cut Down Error: A Process for Enhancing the Validity of Survey Scales

Hunter Gehlbach and Maureen E. Brinkworth
Harvard Graduate School of Education

For years psychologists across many subfields have undertaken the formidable challenge of designing survey scales to assess attitudes, opinions, and behaviors. Correspondingly, scholars have written much to guide researchers in this undertaking. Yet, many new scales violate established best practices in survey design, suggesting the need for a new approach to designing surveys. This article presents 6 steps to facilitate the construction of questionnaire scales. Unlike previous processes, this one front loads input from other academics and potential respondents in the item-development and revision phase with the goal of achieving credibility across both populations. Specifically, the article describes how (a) a literature review and (b) focus group-interview data can be (c) synthesized into a comprehensive list to facilitate (d) the development of items. Next, survey designers can subject the items to (e) an expert review and (f) cognitive pretesting before executing a pilot test.